

MARITIME ADMINISTRATION
OFFICE OF MARITIME EDUCATION AND TRAINING
FISCAL YEAR 2024 PUBLICATION OF INFORMATION ABOUT STUDENTS AND RECENT GRADUATES OF MARITIME ACADEMIES

FISCAL YEAR 2024 PUBLICATION OF INFORMATION ABOUT STUDENTS AND RECENT GRADUATES OF MARITIME ACADEMIES.

- (1) The number of individuals who graduated from the United States Merchant Marine Academy and from each State Maritime Academy during the five year period preceding the date of the enactment of this Act.
- (2) The number of such individuals who have become employed in, or whose status qualifies under, each of the following categories:
- (A) Maritime Afloat.
 - (B) Maritime Ashore.
 - (C) Armed Forces of the United States.
 - (D) Non-maritime.
 - (E) Graduate studies.
 - (F) Unknown.
- (3) The number of students in each class at each State Maritime Academy who are receiving, or who received during such five-year period, funds under the student incentive payment program under section 51509 of title 46, United States Code.
- (4) The number of students described under paragraph (3) who used partial student incentive payments and who graduated without an obligation under such program.
- (5) The number of students described under paragraph (3) who graduated with an obligation under such program.

State Maritime Academies

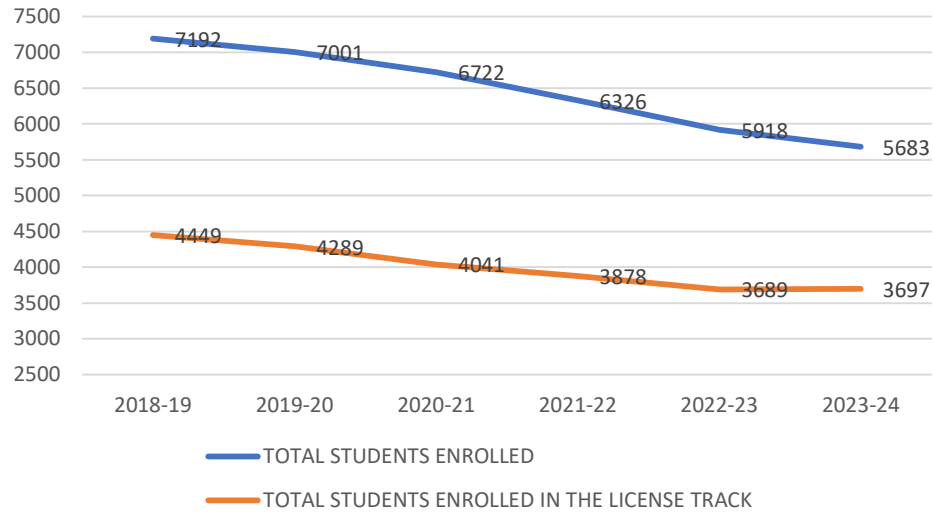
- CMA** - California Maritime Academy in Vallejo California
GLMA - Great Lakes Maritime Academy in Traverse City, Michigan
ME MA - Maine Maritime Academy in Castine, Maine
MA MA - Massachusetts Maritime Academy in Buzzards Bay, Massachusetts
NYMC - the State University of New York (SUNY) Maritime College in the Bronx, New York
TAMMA - Texas A&M Maritime Academy in Galveston, Texas

Federal Service Academy

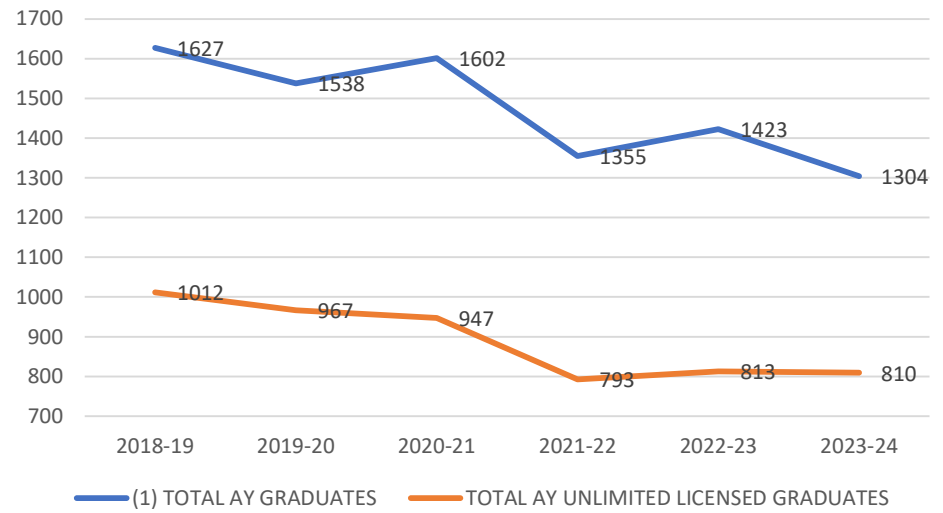
- USMMA** - United States Merchant Marine Academy in Kings Point NY

MARITIME ADMINISTRATION
OFFICE OF MARITIME EDUCATION AND TRAINING
FISCAL YEAR 2024 PUBLICATION OF INFORMATION ABOUT STUDENTS AND RECENT GRADUATES OF MARITIME ACADEMIES

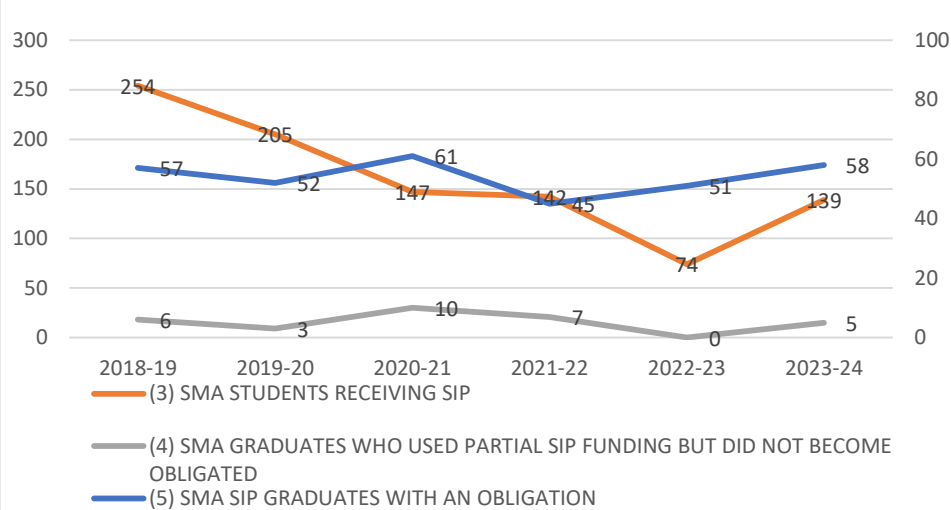
6 Year Total Maritime Academy Enrollments Trend



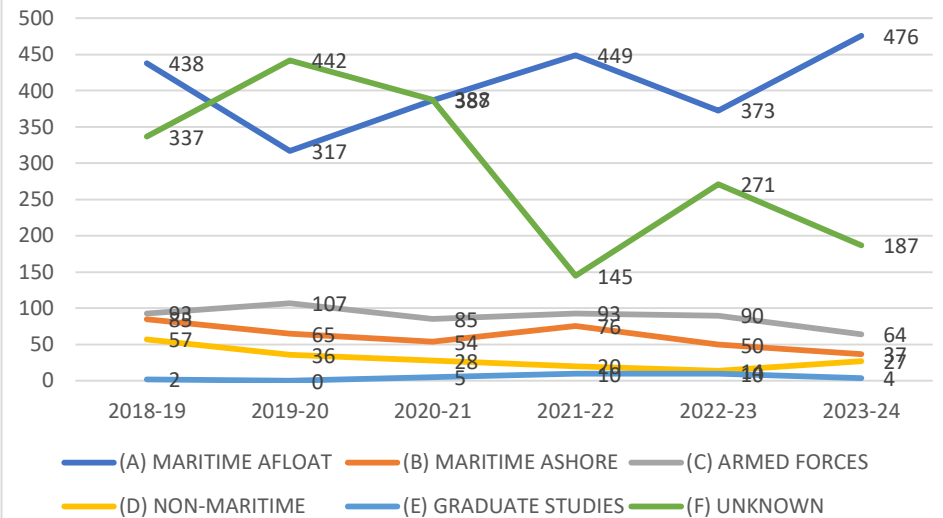
6 Year Total Maritime Academy Graduation Trend



6 Year Total Maritime Academy SIP Trends



6 Year Total Maritime Academy Employment



MARITIME ADMINISTRATION
OFFICE OF MARITIME EDUCATION AND TRAINING
FISCAL YEAR 2024 PUBLICATION OF INFORMATION ABOUT STUDENTS AND RECENT GRADUATES OF MARITIME ACADEMIES

ACADEMIC YEAR 2023-2024

U.S. MARITIME ACADEMIES GRADUATION DATA for ACADEMIC YEAR (AY) 2023-2024

| MARITIME ACADEMY | (1) TOTAL AY GRADUATES | TOTAL AY UNLIMITED LICENSED GRADUATES | % | (2) The Number of graduates who have become employed in, or whose status qualified under, each of the following categories: | | | | | |
|------------------|------------------------|---------------------------------------|------------|---|---------------------|------------------|------------------|----------------------|-------------|
| | | | | (A) MARITIME AFLOAT | (B) MARITIME ASHORE | (C) ARMED FORCES | (D) NON-MARITIME | (E) GRADUATE STUDIES | (F) UNKNOWN |
| CMA | 171 | 105 | 61% | 41 | 3 | 2 | 5 | 0 | 39 |
| GLMA | 38 | 38 | 100% | 37 | 0 | 0 | 0 | 0 | 1 |
| ME MA | 169 | 89 | 53% | 61 | 3 | 0 | 0 | 0 | 25 |
| MA MA | 291 | 129 | 44% | 71 | 4 | 0 | 2 | 0 | 52 |
| NYMC | 356 | 178 | 50% | 114 | 17 | 11 | 18 | 4 | 14 |
| TAMMA | 65 | 57 | 88% | 8 | 0 | 0 | 0 | 0 | 49 |
| TOTAL | 1090 | 596 | 55% | 332 | 27 | 13 | 25 | 4 | 180 |
| USMMA | 214 | 214 | 100% | 144 | 10 | 51 | 2 | 0 | 7 |
| TOTAL | 1304 | 810 | 62% | 476 | 37 | 64 | 27 | 4 | 187 |

U.S. MARITIME ACADEMIES GRADUATION DATA for ACADEMIC YEAR (AY) 2023-2024

| MARITIME ACADEMY | TOTAL STUDENTS ENROLLED | TOTAL STUDENTS ENROLLED IN THE LICENSE TRACK | % | (3) SMA STUDENTS RECEIVING SIP | (4) SMA GRADUATES WHO USED PARTIAL SIP FUNDING BUT DID NOT BECOME OBLIGATED | (5) SMA SIP GRADUATES WITH AN OBLIGATION |
|------------------|-------------------------|--|------------|--------------------------------|---|--|
| CMA | 713 | 489 | 69% | 37 | 0 | 11 |
| GLMA | 169 | 169 | 100% | 15 | 0 | 5 |
| ME MA | 888 | 439 | 49% | 17 | 2 | 7 |
| MA MA | 1271 | 603 | 47% | 20 | 0 | 11 |
| NYMC | 1350 | 774 | 57% | 33 | 3 | 17 |
| TAMMA | 362 | 293 | 81% | 17 | 0 | 7 |
| TOTAL | 4753 | 2767 | 58% | 139 | 5 | 58 |
| USMMA | 930 | 930 | 100% | N/A | N/A | N/A |
| TOTAL | 5683 | 3697 | 65% | N/A | N/A | N/A |

***Notes:**

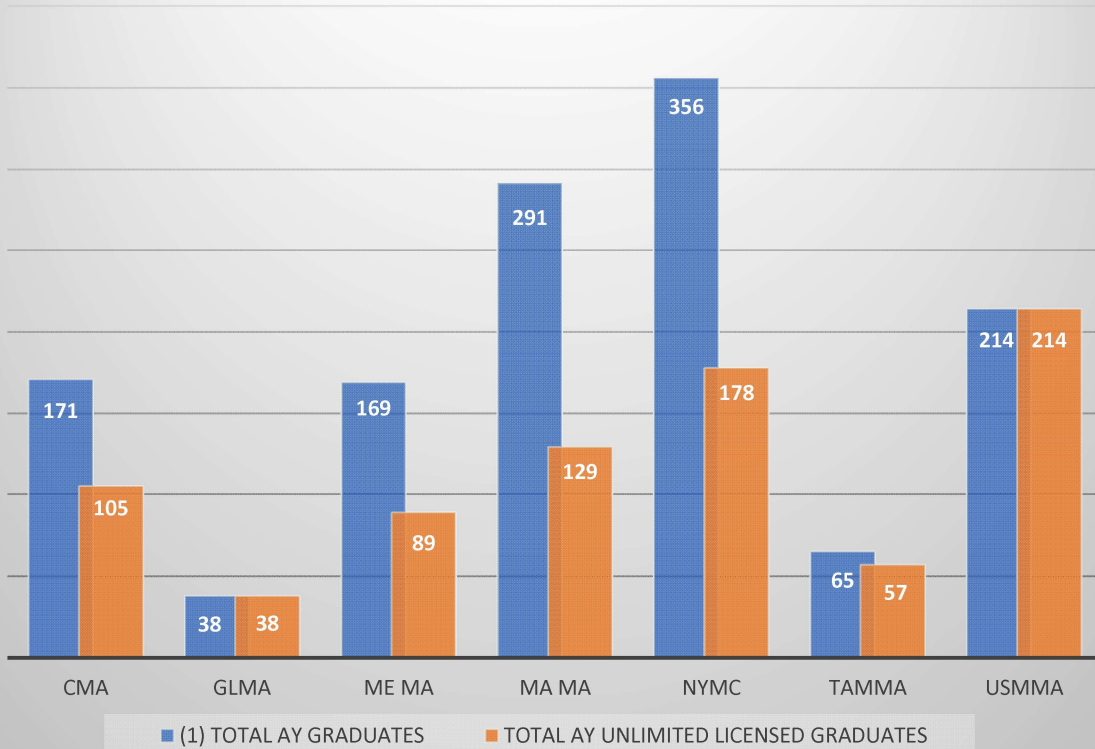
All sections excluding the three highlighted columns are as reported by the Institution.

1. MaMA follows the data collection protocols established by National Association of Colleges and Employers (NACE). NACE protocols are for data collection through the end of December with cleaning and reporting out of data in winter/early spring, 2022.

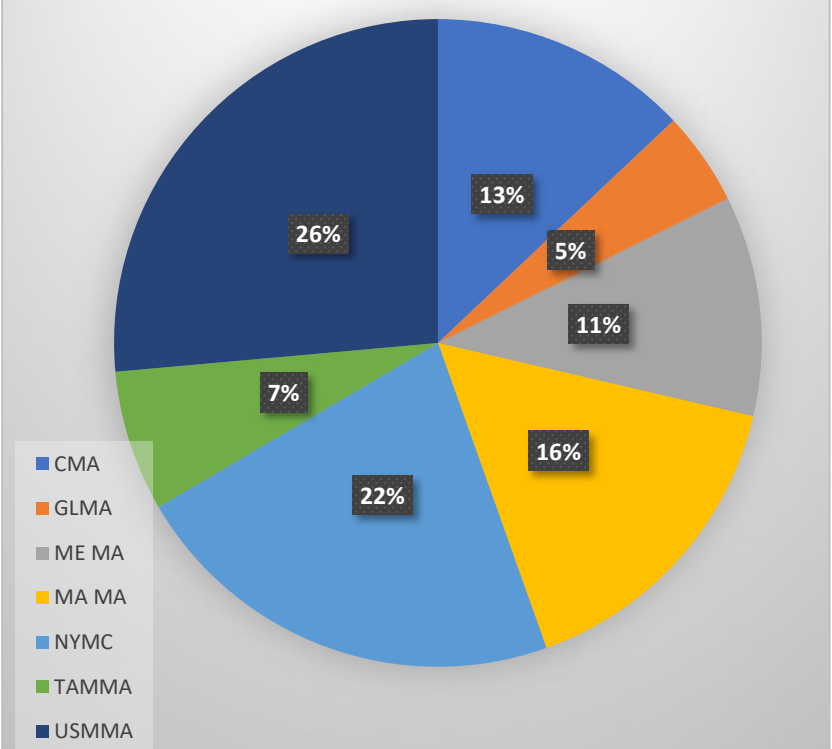
2. GLMA does not track graduates' employment status. It assumes all graduates work in industry.

MARITIME ADMINISTRATION
 OFFICE OF MARITIME EDUCATION AND TRAINING
 FISCAL YEAR 2024 PUBLICATION OF INFORMATION ABOUT STUDENTS AND RECENT GRADUATES OF MARITIME ACADEMIES

ACADEMIC YEAR 2023-24 US MARITIME ACADEMY GRADUATES
 TOTALS



AY 2023-24 US MARITIME ACADEMY UNLIMITED
 LICENSED GRADUATES



MARITIME ADMINISTRATION
OFFICE OF MARITIME EDUCATION AND TRAINING
FISCAL YEAR 2024 PUBLICATION OF INFORMATION ABOUT STUDENTS AND RECENT GRADUATES OF MARITIME ACADEMIES

ACADEMIC YEAR 2022-2023

U.S. MARITIME ACADEMIES GRADUATION DATA for ACADEMIC YEAR (AY) 2022-2023

| MARITIME ACADEMY | (1) TOTAL AY GRADUATES | TOTAL AY UNLIMITED LICENSED GRADUATES | % | (2) The Number of graduates who have become employed in, or whose status qualified under, each of the following categories: | | | | | |
|------------------|------------------------|---------------------------------------|------------|---|---------------------|------------------|------------------|----------------------|-------------|
| | | | | (A) MARITIME AFLOAT | (B) MARITIME ASHORE | (C) ARMED FORCES | (D) NON-MARITIME | (E) GRADUATE STUDIES | (F) UNKNOWN |
| CMA | 190 | 116 | 61% | 36 | 3 | 3 | 2 | 0 | 72 |
| GLMA | 56 | 56 | 100% | 56 | * | * | * | * | 0 |
| ME MA | 171 | 92 | 54% | 24 | 3 | 2 | 1 | 0 | 62 |
| MA MA | 377 | 117 | 31% | 57 | 5 | 3 | 1 | 1 | 50 |
| NYMC | 335 | 141 | 42% | 67 | 23 | 26 | 8 | 8 | 9 |
| TAMMA | 83 | 80 | 96% | 11 | 0 | 0 | 1 | 1 | 67 |
| TOTAL | 1212 | 602 | 50% | 251 | 34 | 34 | 13 | 10 | 260 |
| USMMA | 211 | 211 | 100% | 122 | 16 | 56 | 1 | 0 | 11 |
| TOTAL | 1423 | 813 | 57% | 373 | 50 | 90 | 14 | 10 | 271 |

U.S. MARITIME ACADEMIES GRADUATION DATA for ACADEMIC YEAR (AY) 2022-2023

| MARITIME ACADEMY | TOTAL STUDENTS ENROLLED | TOTAL STUDENTS ENROLLED IN THE LICENSE TRACK | % | (3) SMA STUDENTS RECEIVING SIP | (4) SMA GRADUATES WHO USED PARTIAL SIP FUNDING BUT DID NOT BECOME OBLIGATED | (5) SMA SIP GRADUATES WITH AN OBLIGATION |
|------------------|-------------------------|--|------------|--------------------------------|---|--|
| CMA | 826 | 536 | 65% | 24 | 0 | 10 |
| GLMA | 166 | 166 | 100% | 7 | 0 | 4 |
| ME MA | 874 | 452 | 52% | 4 | 0 | 6 |
| MA MA | 1327 | 545 | 41% | 12 | 0 | 12 |
| NYMC | 1427 | 762 | 53% | 20 | 0 | 14 |
| TAMMA | 365 | 295 | 81% | 7 | 0 | 5 |
| TOTAL | 4985 | 2756 | 55% | 74 | 0 | 51 |
| USMMA | 933 | 933 | 100% | N/A | N/A | N/A |
| TOTAL | 5918 | 3689 | 62% | N/A | N/A | N/A |

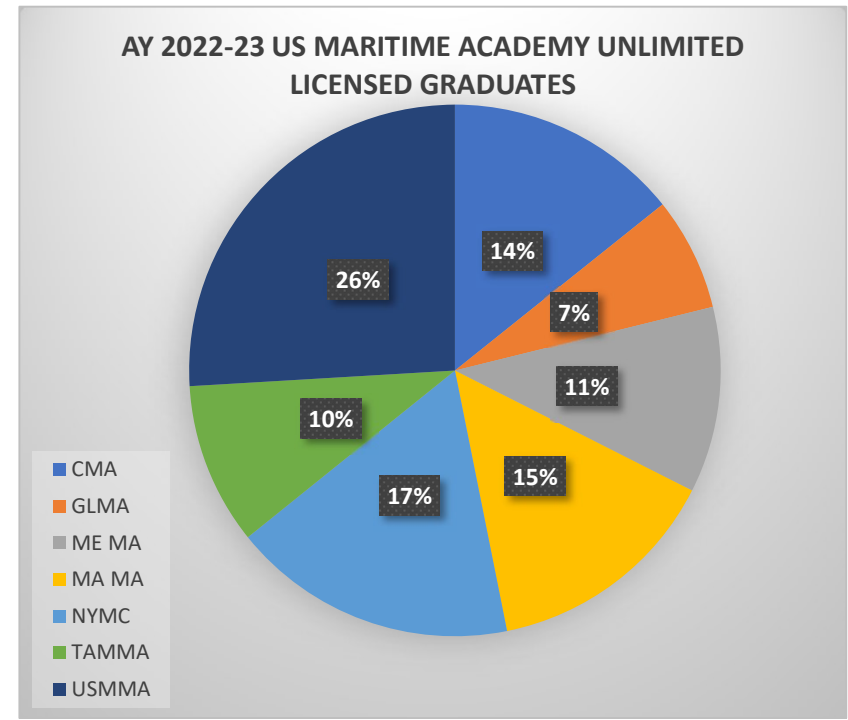
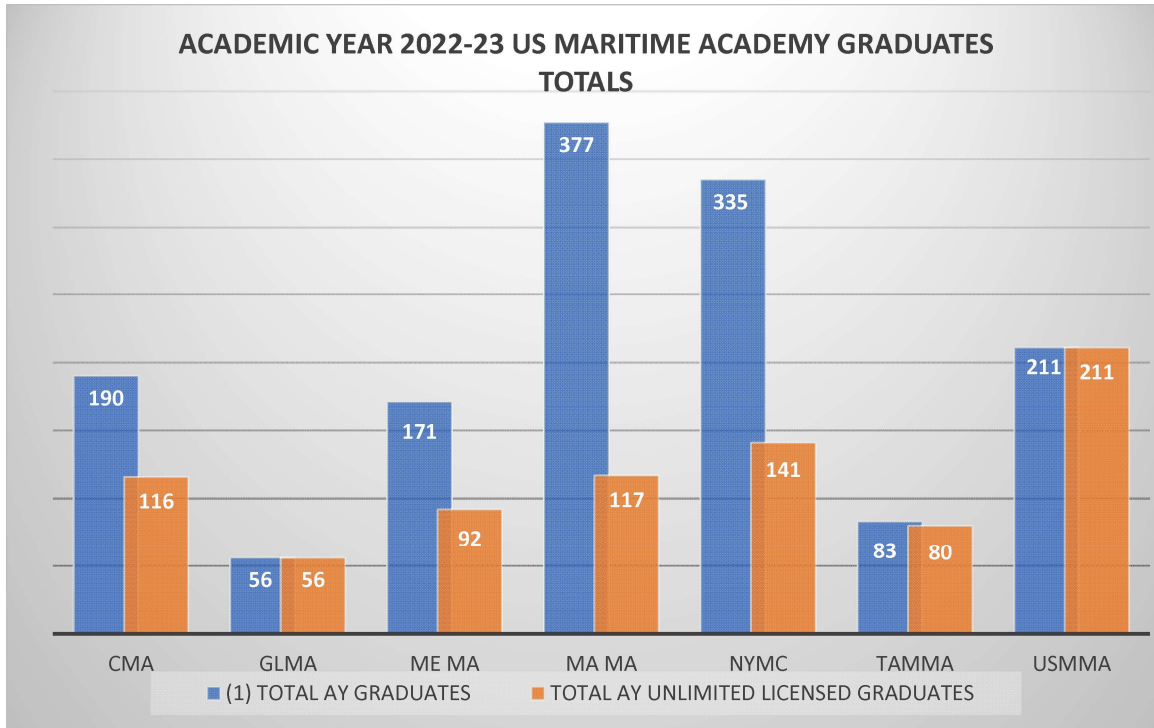
***Notes:**

All sections excluding the three highlighted columns are as reported by the Institution.

1. MaMA follows the data collection protocols established by National Association of Colleges and Employers (NACE). NACE protocols are for data collection through the end of December with cleaning and reporting out of data in winter/early spring, 2022.

2. GLMA does not track graduates' employment status. It assumes all graduates work in industry.

MARITIME ADMINISTRATION
 OFFICE OF MARITIME EDUCATION AND TRAINING
 FISCAL YEAR 2024 PUBLICATION OF INFORMATION ABOUT STUDENTS AND RECENT GRADUATES OF MARITIME ACADEMIES



MARITIME ADMINISTRATION
OFFICE OF MARITIME EDUCATION AND TRAINING
FISCAL YEAR 2024 PUBLICATION OF INFORMATION ABOUT STUDENTS AND RECENT GRADUATES OF MARITIME ACADEMIES

| ACADEMIC YEAR 2021-2022 | | | | | | | | | |
|---|------------------------|---------------------------------------|------------|---|---------------------|------------------|------------------|----------------------|-------------|
| U.S. MARITIME ACADEMIES GRADUATION DATA for ACADEMIC YEAR (AY) 2021-2022 | | | | | | | | | |
| MARITIME ACADEMY | (1) TOTAL AY GRADUATES | TOTAL AY UNLIMITED LICENSED GRADUATES | % | (2) The Number of graduates who have become employed in, or whose status qualified under, each of the following categories: | | | | | |
| | | | | (A) MARITIME AFLOAT | (B) MARITIME ASHORE | (C) ARMED FORCES | (D) NON-MARITIME | (E) GRADUATE STUDIES | (F) UNKNOWN |
| CMA | 167 | 84 | 50% | 48 | 16 | 7 | 10 | 3 | 0 |
| GLMA | 32 | 32 | 100% | 32 | * | * | * | * | 0 |
| ME MA | 153 | 88 | 58% | 53 | 1 | 5 | 0 | 0 | 29 |
| MA MA | 324 | 114 | 35% | 66 | 11 | 2 | 3 | 4 | 28 |
| NYMC | 375 | 181 | 48% | 131 | 6 | 4 | 6 | 3 | 31 |
| TAMMA | 80 | 70 | 88% | 18 | 2 | 2 | 0 | 0 | 48 |
| TOTAL | 1131 | 569 | 50% | 348 | 36 | 20 | 19 | 10 | 136 |
| USMMA | 224 | 224 | 100% | 101 | 40 | 73 | 1 | 0 | 9 |
| TOTAL | 1355 | 793 | 59% | 449 | 76 | 93 | 20 | 10 | 145 |

| U.S. MARITIME ACADEMIES GRADUATION DATA for ACADEMIC YEAR (AY) 2021-2022 | | | | | | |
|---|-------------------------|--|------------|--------------------------------|---|--|
| MARITIME ACADEMY | TOTAL STUDENTS ENROLLED | TOTAL STUDENTS ENROLLED IN THE LICENSE TRACK | % | (3) SMA STUDENTS RECEIVING SIP | (4) SMA GRADUATES WHO USED PARTIAL SIP FUNDING BUT DID NOT BECOME OBLIGATED | (5) SMA SIP GRADUATES WITH AN OBLIGATION |
| CMA | 816 | 517 | 63% | 39 | 3 | 12 |
| GLMA | 176 | 176 | 100% | 12 | 2 | 3 |
| ME MA | 869 | 456 | 52% | 15 | 0 | 6 |
| MA MA | 1441 | 589 | 41% | 26 | 1 | 7 |
| NYMC | 1545 | 805 | 52% | 38 | 1 | 14 |
| TAMMA | 449 | 305 | 68% | 12 | 0 | 3 |
| TOTAL | 5296 | 2848 | 54% | 142 | 7 | 45 |
| USMMA | 1030 | 1030 | 100% | N/A | N/A | N/A |
| TOTAL | 6326 | 3878 | 61% | N/A | N/A | N/A |

***Notes:**

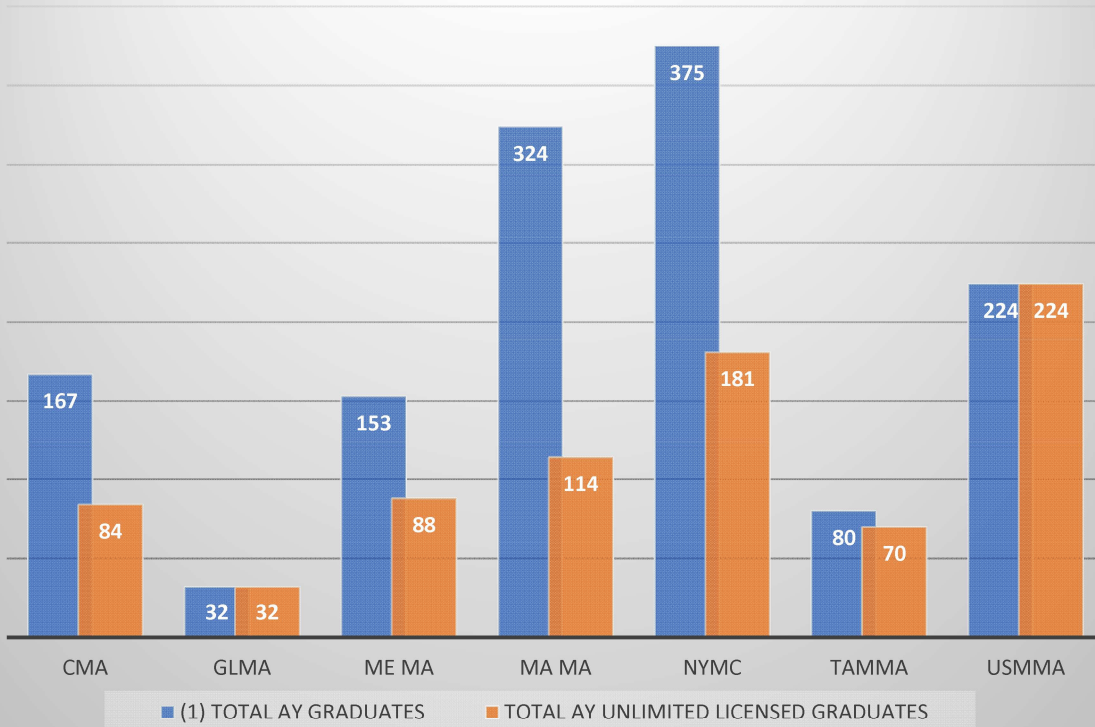
All sections excluding the three highlighted columns are as reported by the Institution.

1. MaMA follows the data collection protocols established by National Association of Colleges and Employers (NACE). NACE protocols are for data collection through the end of December with cleaning and reporting out of data in winter/early spring, 2022.

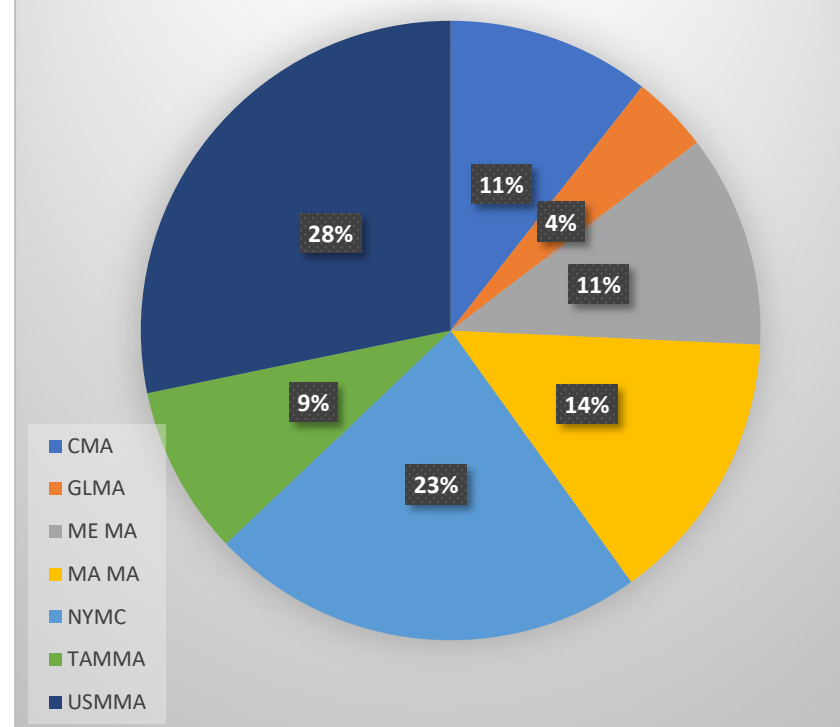
2. GLMA does not track graduates' employment status. It assumes all graduates work in industry.

MARITIME ADMINISTRATION
 OFFICE OF MARITIME EDUCATION AND TRAINING
 FISCAL YEAR 2024 PUBLICATION OF INFORMATION ABOUT STUDENTS AND RECENT GRADUATES OF MARITIME ACADEMIES

ACADEMIC YEAR 2021-22 US MARITIME ACADEMY GRADUATES
 TOTALS



AY 2021-22 US MARITIME ACADEMY UNLIMITED
 LICENSED GRADUATES



MARITIME ADMINISTRATION
OFFICE OF MARITIME EDUCATION AND TRAINING
FISCAL YEAR 2024 PUBLICATION OF INFORMATION ABOUT STUDENTS AND RECENT GRADUATES OF MARITIME ACADEMIES

ACADEMIC YEAR 2020-2021

U.S. MARITIME ACADEMIES GRADUATION DATA for ACADEMIC YEAR (AY) 2020-2021

| MARITIME ACADEMY | (1) TOTAL AY GRADUATES | TOTAL AY UNLIMITED LICENSED GRADUATES | % | (2) The Number of graduates who have become employed in, or whose status qualified under, each of the following categories: | | | | | |
|------------------|------------------------|---------------------------------------|------------|---|---------------------|------------------|------------------|----------------------|-------------|
| | | | | (A) MARITIME AFLOAT | (B) MARITIME ASHORE | (C) ARMED FORCES | (D) NON-MARITIME | (E) GRADUATE STUDIES | (F) UNKNOWN |
| CMA | 200 | 109 | 55% | 54 | 6 | 5 | 3 | 1 | 40 |
| GLMA | 55 | 55 | 100% | 54 | * | 1 | * | * | 0 |
| ME MA | 194 | 109 | 56% | 44 | 3 | 4 | 3 | 1 | 54 |
| MA MA | 354 | 110 | 31% | 52 | 2 | 2 | 7 | 3 | 44 |
| NYMC | 410 | 249 | 61% | 69 | 10 | 6 | 13 | 0 | 151 |
| TAMMA | 160 | 86 | 54% | 35 | 1 | 4 | 1 | 0 | 45 |
| TOTAL | 1373 | 718 | 52% | 308 | 22 | 22 | 27 | 5 | 334 |
| USMMA | 229 | 229 | 100% | 79 | 32 | 63 | 1 | 0 | 54 |
| TOTAL | 1602 | 947 | 59% | 387 | 54 | 85 | 28 | 5 | 388 |

U.S. MARITIME ACADEMIES GRADUATION DATA for ACADEMIC YEAR (AY) 2020-2021

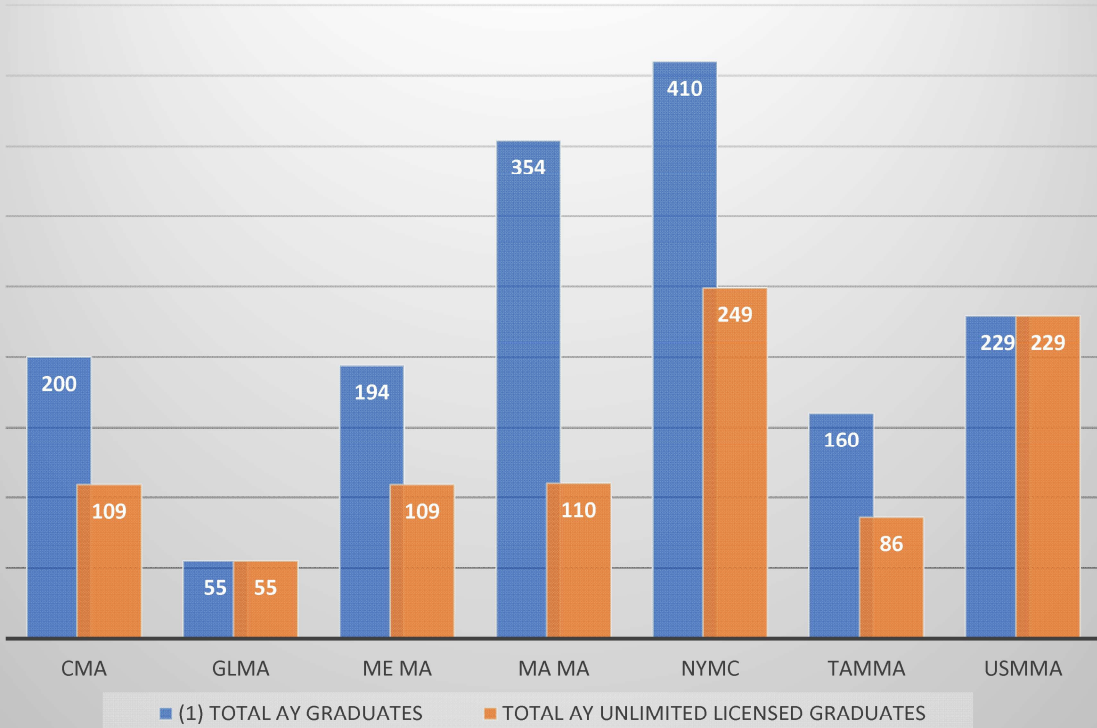
| MARITIME ACADEMY | TOTAL STUDENTS ENROLLED | TOTAL STUDENTS ENROLLED IN THE LICENSE TRACK | % | (3) SMA STUDENTS RECEIVING SIP | (4) SMA GRADUATES WHO USED PARTIAL SIP FUNDING BUT DID NOT BECOME OBLIGATED | (5) SMA SIP GRADUATES WITH AN OBLIGATION |
|------------------|-------------------------|--|------------|--------------------------------|---|--|
| CMA | 931 | 532 | 57% | 48 | 2 | 8 |
| GLMA | 180 | 178 | 99% | 9 | 1 | 7 |
| ME MA | 925 | 507 | 55% | 16 | 2 | 10 |
| MA MA | 1538 | 593 | 39% | 18 | 1 | 6 |
| NYMC | 1671 | 898 | 54% | 44 | 3 | 24 |
| TAMMA | 449 | 305 | 68% | 12 | 1 | 6 |
| TOTAL | 5694 | 3013 | 53% | 147 | 10 | 61 |
| USMMA | 1028 | 1028 | 100% | N/A | N/A | N/A |
| TOTAL | 6722 | 4041 | 60% | N/A | N/A | N/A |

***Notes:**

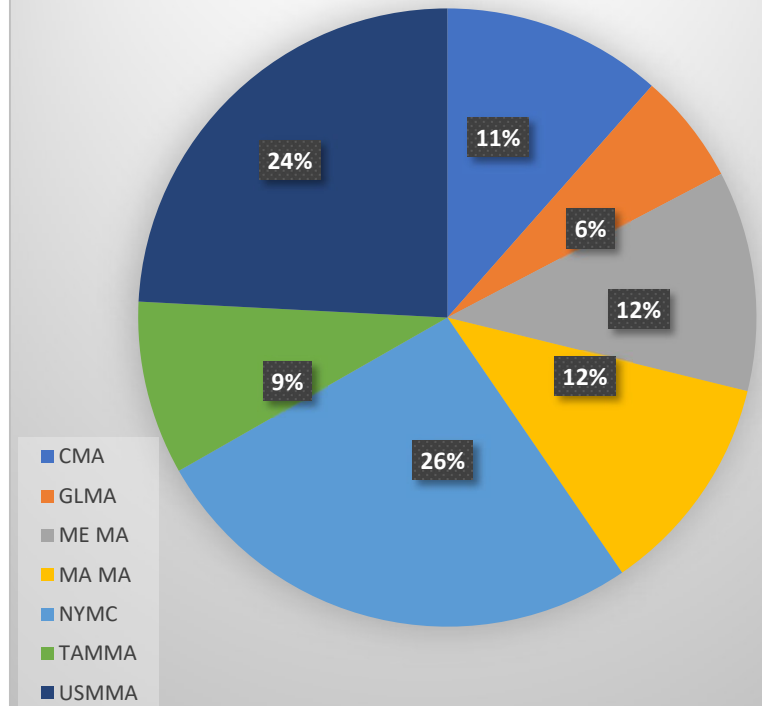
All sections excluding the three highlighted columns are as reported by the Institution.

MARITIME ADMINISTRATION
 OFFICE OF MARITIME EDUCATION AND TRAINING
 FISCAL YEAR 2024 PUBLICATION OF INFORMATION ABOUT STUDENTS AND RECENT GRADUATES OF MARITIME ACADEMIES

ACADEMIC YEAR 2020-21 US MARITIME ACADEMY GRADUATES TOTALS



AY 2020-21 US MARITIME ACADEMY UNLIMITED LICENSED GRADUATES



MARITIME ADMINISTRATION
OFFICE OF MARITIME EDUCATION AND TRAINING
FISCAL YEAR 2024 PUBLICATION OF INFORMATION ABOUT STUDENTS AND RECENT GRADUATES OF MARITIME ACADEMIES

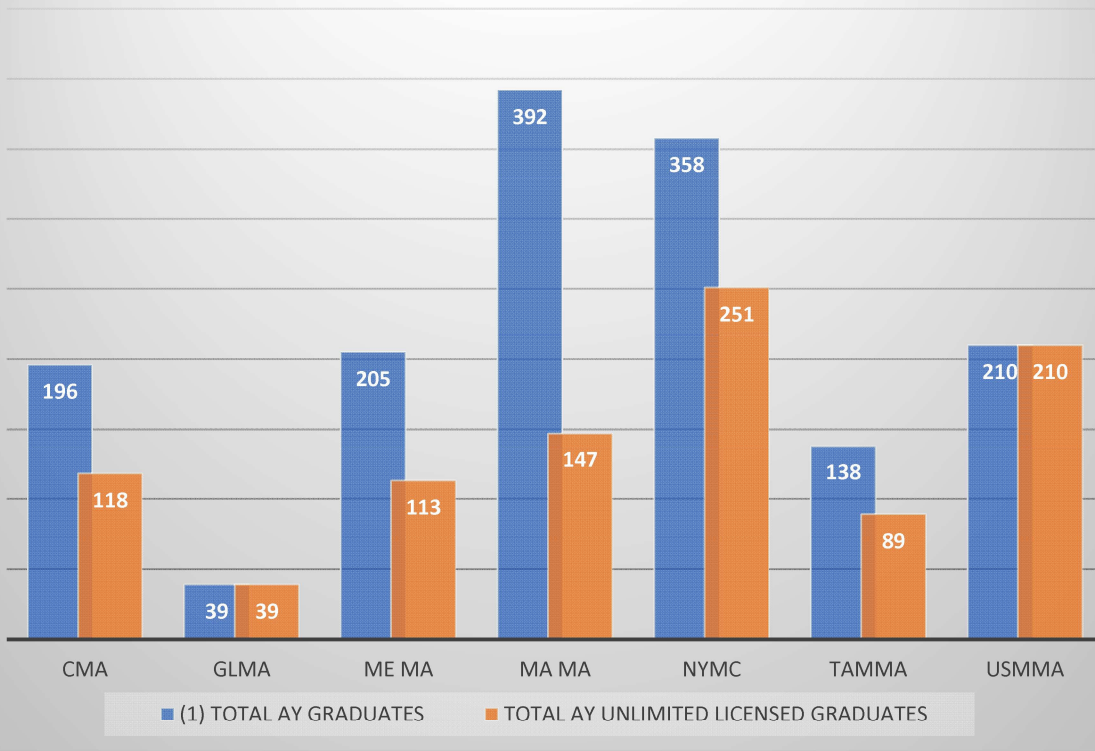
| ACADEMIC YEAR 2019-2020 | | | | | | | | | |
|---|------------------------|---------------------------------------|------------|---|---------------------|------------------|------------------|----------------------|-------------|
| U.S. MARITIME ACADEMIES GRADUATION DATA for ACADEMIC YEAR (AY) 2019-2020 | | | | | | | | | |
| MARITIME ACADEMY | (1) TOTAL AY GRADUATES | TOTAL AY UNLIMITED LICENSED GRADUATES | % | (2) The Number of graduates who have become employed in, or whose status qualified under, each of the following categories: | | | | | |
| | | | | (A) MARITIME AFLOAT | (B) MARITIME ASHORE | (C) ARMED FORCES | (D) NON-MARITIME | (E) GRADUATE STUDIES | (F) UNKNOWN |
| CMA | 196 | 118 | 60% | 30 | 4 | 4 | 4 | 0 | 76 |
| GLMA | 39 | 39 | 100% | 39 | * | * | * | * | 0 |
| ME MA | 205 | 113 | 55% | 44 | 2 | 2 | 13 | 0 | 52 |
| MA MA | 392 | 147 | 38% | 25 | 6 | 4 | 10 | 0 | 102 |
| NYMC | 358 | 251 | 70% | 58 | 16 | 12 | 5 | 0 | 160 |
| TAMMA | 138 | 89 | 64% | 24 | 6 | 9 | 4 | 0 | 46 |
| TOTAL | 1328 | 757 | 57% | 220 | 34 | 31 | 36 | 0 | 436 |
| USMMA | 210 | 210 | 100% | 97 | 31 | 76 | 0 | 0 | 6 |
| TOTAL | 1538 | 967 | 63% | 317 | 65 | 107 | 36 | 0 | 442 |

| U.S. MARITIME ACADEMIES GRADUATION DATA for ACADEMIC YEAR (AY) 2019-2020 | | | | | | |
|---|-------------------------|--|------------|--------------------------------|---|--|
| MARITIME ACADEMY | TOTAL STUDENTS ENROLLED | TOTAL STUDENTS ENROLLED IN THE LICENSE TRACK | % | (3) SMA STUDENTS RECEIVING SIP | (4) SMA GRADUATES WHO USED PARTIAL SIP FUNDING BUT DID NOT BECOME OBLIGATED | (5) SMA SIP GRADUATES WITH AN OBLIGATION |
| CMA | 879 | 557 | 63% | 51 | 0 | 9 |
| GLMA | 205 | 205 | 100% | 21 | 0 | 4 |
| ME MA | 991 | 537 | 54% | 22 | 2 | 5 |
| MA MA | 1695 | 601 | 35% | 26 | 1 | 7 |
| NYMC | 1674 | 1059 | 63% | 64 | 0 | 16 |
| TAMMA | 550 | 323 | 59% | 21 | 0 | 11 |
| TOTAL | 5994 | 3282 | 55% | 205 | 3 | 52 |
| USMMA | 1007 | 1007 | 100% | N/A | N/A | N/A |
| TOTAL | 7001 | 4289 | 61% | N/A | N/A | N/A |

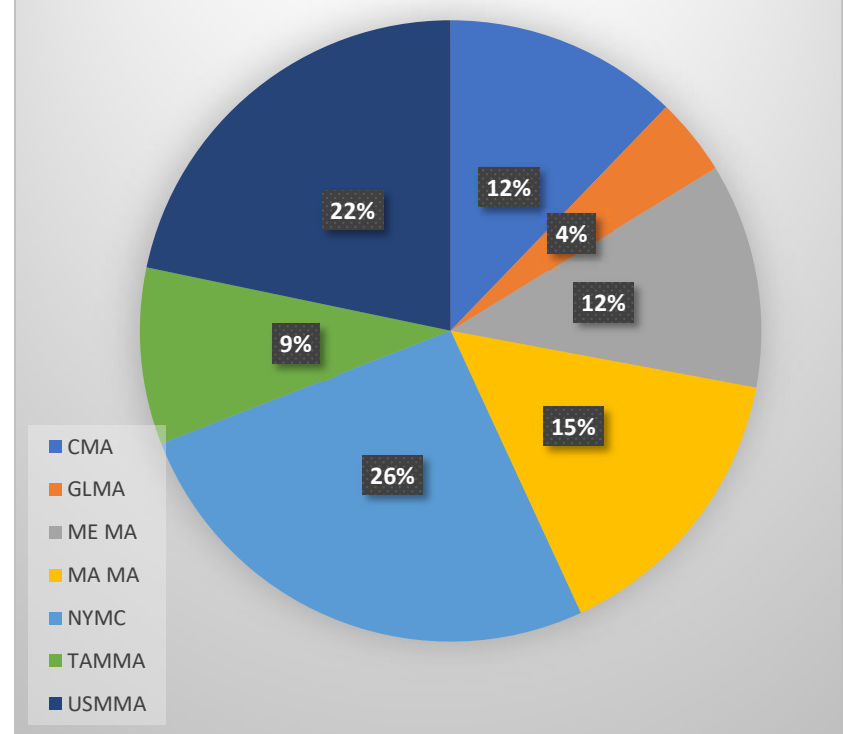
***Notes:**
All sections excluding the three highlighted columns are as reported by the Institution.

MARITIME ADMINISTRATION
 OFFICE OF MARITIME EDUCATION AND TRAINING
 FISCAL YEAR 2024 PUBLICATION OF INFORMATION ABOUT STUDENTS AND RECENT GRADUATES OF MARITIME ACADEMIES

ACADEMIC YEAR 2019-20 US MARITIME ACADEMY GRADUATES TOTALS



AY 2019-20 US MARITIME ACADEMY UNLIMITED LICENSED GRADUATES



MARITIME ADMINISTRATION
OFFICE OF MARITIME EDUCATION AND TRAINING
FISCAL YEAR 2024 PUBLICATION OF INFORMATION ABOUT STUDENTS AND RECENT GRADUATES OF MARITIME ACADEMIES

| ACADEMIC YEAR 2018-2019 | | | | | | | | | |
|---|------------------------|---------------------------------------|------------|---|---------------------|------------------|------------------|----------------------|-------------|
| U.S. MARITIME ACADEMIES GRADUATION DATA for ACADEMIC YEAR (AY) 2018-2019 | | | | | | | | | |
| MARITIME ACADEMY | (1) TOTAL AY GRADUATES | TOTAL AY UNLIMITED LICENSED GRADUATES | % | (2) The Number of graduates who have become employed in, or whose status qualified under, each of the following categories: | | | | | |
| | | | | (A) MARITIME AFLOAT | (B) MARITIME ASHORE | (C) ARMED FORCES | (D) NON-MARITIME | (E) GRADUATE STUDIES | (F) UNKNOWN |
| CMA | 260 | 139 | 53% | 70 | 12 | 1 | 22 | 0 | 34 |
| GLMA | 46 | 46 | 100% | 10 | * | * | * | * | 36 |
| ME MA | 202 | 114 | 56% | 59 | 6 | 11 | 1 | 1 | 36 |
| MA MA | 380 | 148 | 39% | 33 | 15 | 4 | 8 | 1 | 87 |
| NYMC | 431 | 280 | 65% | 94 | 24 | 0 | 26 | 0 | 136 |
| TAMMA | 108 | 85 | 79% | 71 | 6 | 7 | 0 | 0 | 1 |
| TOTAL | 1427 | 812 | 57% | 337 | 63 | 23 | 57 | 2 | 330 |
| USMMA | 200 | 200 | 100% | 101 | 22 | 70 | 0 | 0 | 7 |
| TOTAL | 1627 | 1012 | 62% | 438 | 85 | 93 | 57 | 2 | 337 |

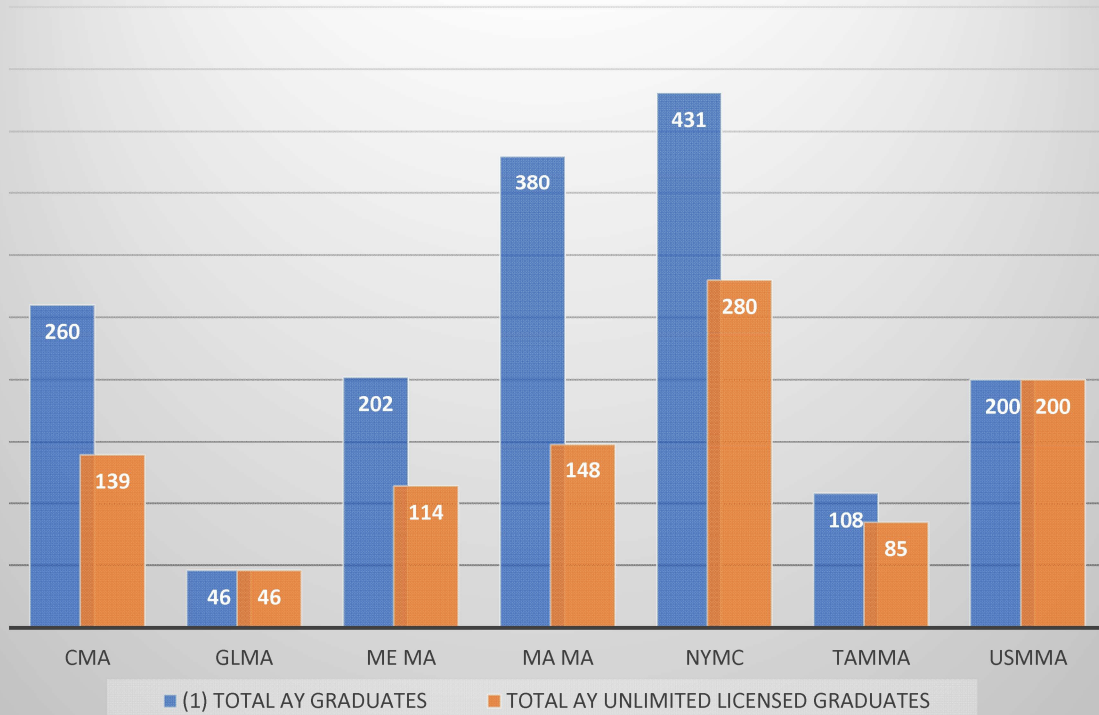
| U.S. MARITIME ACADEMIES GRADUATION DATA for ACADEMIC YEAR (AY) 2018-2019 | | | | | | |
|---|-------------------------|--|------------|--------------------------------|---|--|
| MARITIME ACADEMY | TOTAL STUDENTS ENROLLED | TOTAL STUDENTS ENROLLED IN THE LICENSE TRACK | % | (3) SMA STUDENTS RECEIVING SIP | (4) SMA GRADUATES WHO USED PARTIAL SIP FUNDING BUT DID NOT BECOME OBLIGATED | (5) SMA SIP GRADUATES WITH AN OBLIGATION |
| CMA | 953 | 547 | 57% | 45 | 3 | 9 |
| GLMA | 209 | 207 | 99% | 26 | 0 | 5 |
| ME MA | 997 | 539 | 54% | 41 | 0 | 11 |
| MA MA | 1709 | 629 | 37% | 31 | 2 | 8 |
| NYMC | 1734 | 1131 | 65% | 77 | 1 | 15 |
| TAMMA | 594 | 400 | 67% | 34 | 0 | 9 |
| TOTAL | 6196 | 3453 | 56% | 254 | 6 | 57 |
| USMMA | 996 | 996 | 100% | N/A | N/A | N/A |
| TOTAL | 7192 | 4449 | 62% | N/A | N/A | N/A |

***Notes:**

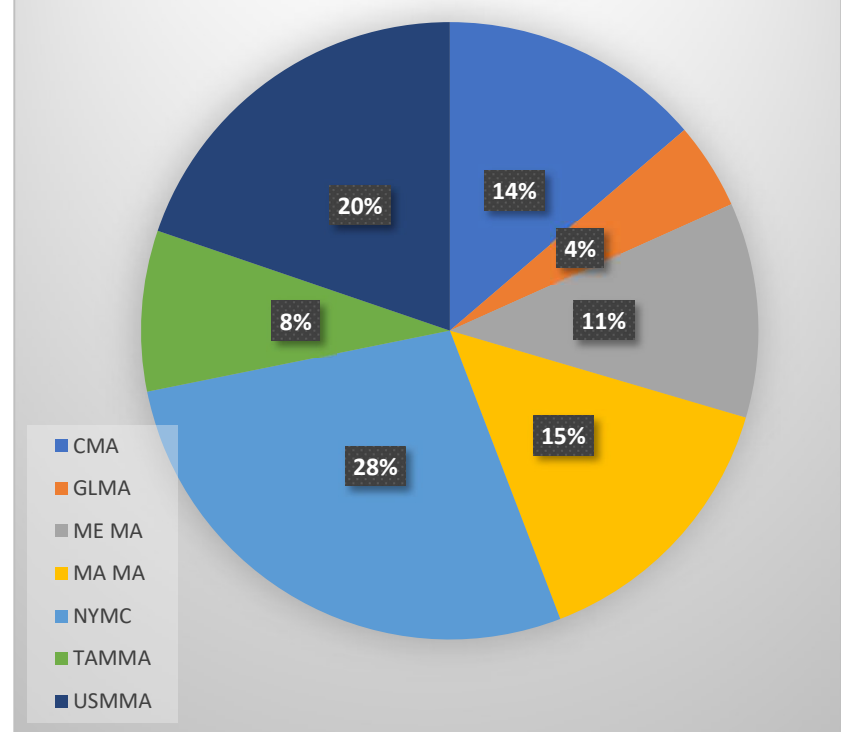
All sections excluding the three highlighted columns are as reported by the Institution.

MARITIME ADMINISTRATION
 OFFICE OF MARITIME EDUCATION AND TRAINING
 FISCAL YEAR 2024 PUBLICATION OF INFORMATION ABOUT STUDENTS AND RECENT GRADUATES OF MARITIME ACADEMIES

ACADEMIC YEAR 2018-19 US MARITIME ACADEMY GRADUATES
 TOTALS



AY 2018-19 US MARITIME ACADEMY UNLIMITED
 LICENSED GRADUATES



MARITIME ADMINISTRATION
OFFICE OF MARITIME EDUCATION AND TRAINING
FISCAL YEAR 2024 PUBLICATION OF INFORMATION ABOUT STUDENTS AND RECENT GRADUATES OF MARITIME ACADEMIES

ACADEMIC YEAR 2017-2018

| U.S. MARITIME ACADEMIES GRADUATION DATA for ACADEMIC YEAR (AY) 2017-2018 | | | | | | | | | |
|--|------------------------|---------------------------------------|------------|---|---------------------|------------------|------------------|----------------------|-------------|
| MARITIME ACADEMY | (1) TOTAL AY GRADUATES | TOTAL AY UNLIMITED LICENSED GRADUATES | % | (2) The Number of graduates who have become employed in, or whose status qualified under, each of the following categories: | | | | | |
| | | | | (A) MARITIME AFLOAT | (B) MARITIME ASHORE | (C) ARMED FORCES | (D) NON-MARITIME | (E) GRADUATE STUDIES | (F) UNKNOWN |
| CMA | 240 | 124 | 52% | 44 | 18 | 1 | 41 | 5 | 15 |
| GLMA | 33 | 33 | 100% | 33 | * | * | * | * | 0 |
| ME MA | 249 | 148 | 59% | 79 | 13 | 6 | 18 | 1 | 31 |
| MA MA | 339 | 178 | 53% | 63 | 11 | 3 | 8 | 0 | 93 |
| NYMC | 494 | 289 | 59% | 48 | 6 | 12 | 3 | 0 | 220 |
| TAMMA | 156 | 116 | 74% | 58 | 0 | 9 | 0 | 0 | 49 |
| TOTAL | 1511 | 888 | 59% | 325 | 48 | 31 | 70 | 6 | 408 |
| USMMA | 198 | 198 | 100% | 113 | 20 | 57 | 0 | 0 | 8 |
| TOTAL | 1709 | 1086 | 64% | 438 | 68 | 88 | 70 | 6 | 416 |

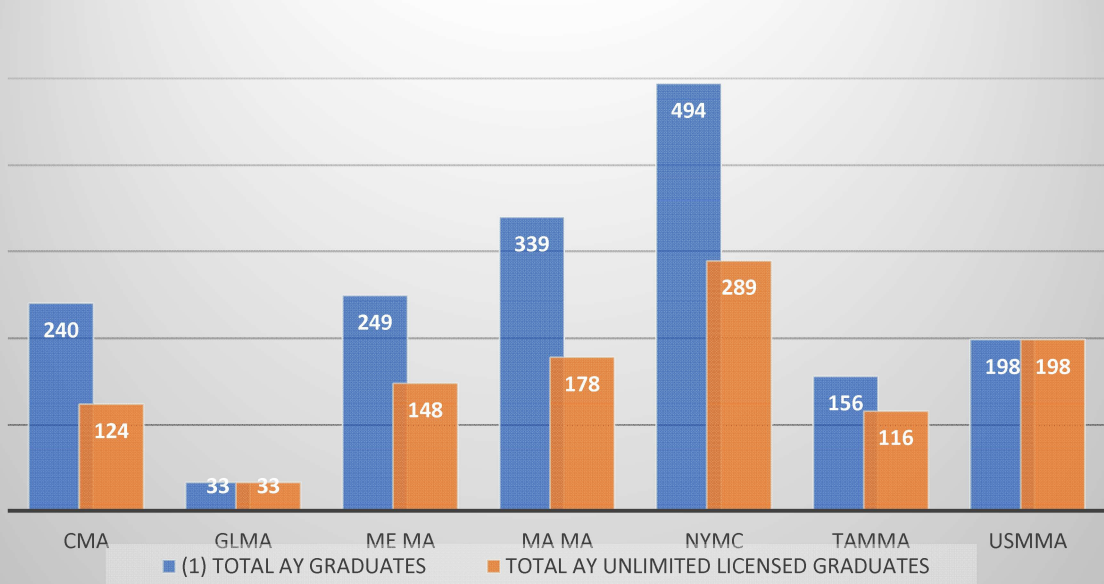
| U.S. MARITIME ACADEMIES GRADUATION DATA for ACADEMIC YEAR (AY) 2017-2018 | | | | | | |
|--|-------------------------|--|------------|--------------------------------|---|--|
| MARITIME ACADEMY | TOTAL STUDENTS ENROLLED | TOTAL STUDENTS ENROLLED IN THE LICENSE TRACK | % | (3) SMA STUDENTS RECEIVING SIP | (4) SMA GRADUATES WHO USED PARTIAL SIP FUNDING BUT DID NOT BECOME OBLIGATED | (5) SMA SIP GRADUATES WITH AN OBLIGATION |
| CMA | 1017 | 590 | 58% | 42 | 1 | 9 |
| GLMA | 200 | 200 | 100% | 30 | 0 | 5 |
| ME MA | 1018 | 586 | 58% | 48 | 4 | 9 |
| MA MA | 1688 | 701 | 42% | 39 | 1 | 12 |
| NYMC | 1794 | 1185 | 66% | 79 | 5 | 12 |
| TAMMA | 679 | 458 | 67% | 40 | 3 | 6 |
| TOTAL | 6396 | 3720 | 58% | 278 | 14 | 53 |
| USMMA | 954 | 954 | 100% | N/A | N/A | N/A |
| TOTAL | 7350 | 4674 | 64% | N/A | N/A | N/A |

***Notes:**

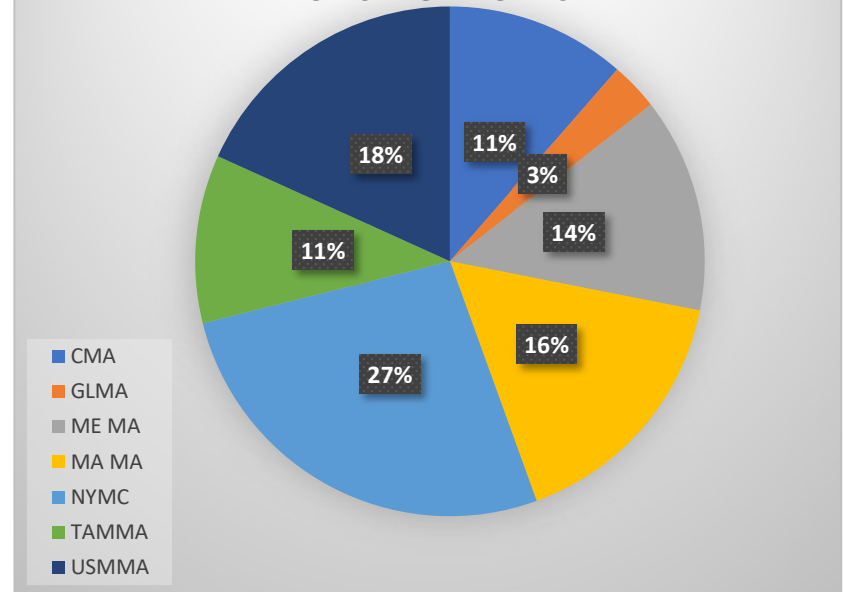
All sections excluding the three highlighted columns are as reported by the Institution.

MARITIME ADMINISTRATION
 OFFICE OF MARITIME EDUCATION AND TRAINING
 FISCAL YEAR 2024 PUBLICATION OF INFORMATION ABOUT STUDENTS AND RECENT GRADUATES OF MARITIME ACADEMIES

ACADEMIC YEAR 2017-18 US MARITIME ACADEMY GRADUATES TOTALS



AY 2017-18 US MARITIME ACADEMY UNLIMITED LICENSED GRADUATES



MARITIME ADMINISTRATION
OFFICE OF MARITIME EDUCATION AND TRAINING
FISCAL YEAR 2024 PUBLICATION OF INFORMATION ABOUT STUDENTS AND RECENT GRADUATES OF MARITIME ACADEMIES

ACADEMIC YEAR 2016-2017

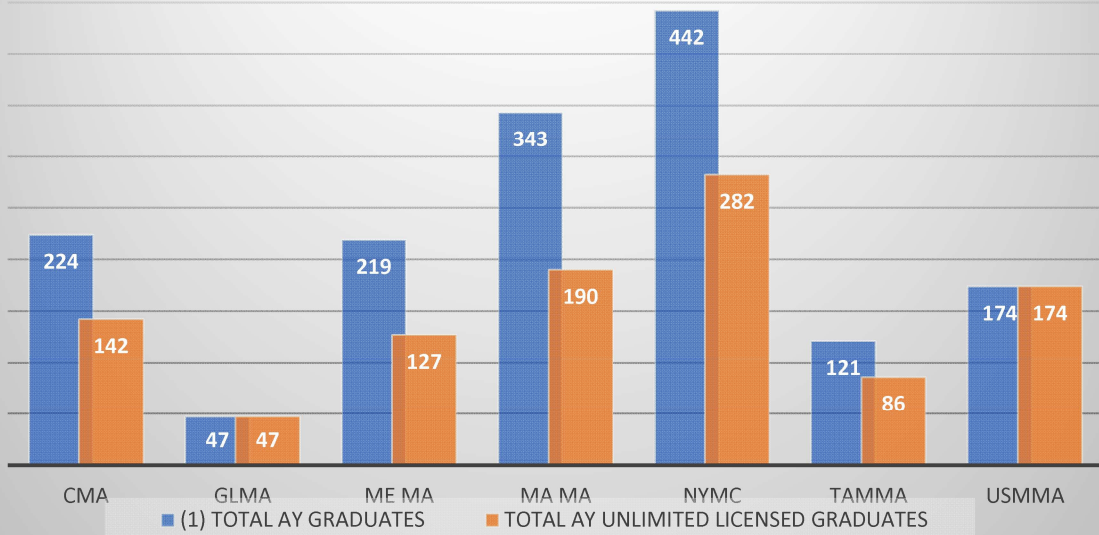
| U.S. MARITIME ACADEMIES GRADUATION DATA for ACADEMIC YEAR (AY) 2016-2017 | | | | | | | | | |
|--|------------------------|---------------------------------------|------------|---|---------------------|------------------|------------------|----------------------|-------------|
| MARITIME ACADEMY | (1) TOTAL AY GRADUATES | TOTAL AY UNLIMITED LICENSED GRADUATES | % | (2) The Number of graduates who have become employed in, or whose status qualified under, each of the following categories: | | | | | |
| | | | | (A) MARITIME AFLOAT | (B) MARITIME ASHORE | (C) ARMED FORCES | (D) NON-MARITIME | (E) GRADUATE STUDIES | (F) UNKNOWN |
| CMA | 224 | 142 | 63% | 68 | 22 | 1 | 44 | 1 | 6 |
| GLMA | 47 | 47 | 100% | 47 | * | * | * | * | 0 |
| ME MA | 219 | 127 | 58% | 50 | 11 | 6 | 15 | 2 | 43 |
| MA MA | 343 | 190 | 55% | 29 | 13 | 5 | 4 | 0 | 139 |
| NYMC | 442 | 282 | 64% | 115 | 75 | 20 | 61 | 11 | 0 |
| TAMMA | 121 | 86 | 71% | 0 | 0 | 8 | 0 | 0 | 78 |
| TOTAL | 1396 | 874 | 63% | 309 | 121 | 40 | 124 | 14 | 266 |
| USMMA | 174 | 174 | 100% | 99 | 18 | 47 | 0 | 0 | 10 |
| TOTAL | 1570 | 1048 | 67% | 408 | 139 | 87 | 124 | 14 | 276 |

| U.S. MARITIME ACADEMIES GRADUATION DATA for ACADEMIC YEAR (AY) 2016-2017 | | | | | | |
|--|-------------------------|--|------------|--------------------------------|---|--|
| MARITIME ACADEMY | TOTAL STUDENTS ENROLLED | TOTAL STUDENTS ENROLLED IN THE LICENSE TRACK | % | (3) SMA STUDENTS RECEIVING SIP | (4) SMA GRADUATES WHO USED PARTIAL SIP FUNDING BUT DID NOT BECOME OBLIGATED | (5) SMA SIP GRADUATES WITH AN OBLIGATION |
| CMA | 1050 | 614 | 58% | 47 | 0 | 10 |
| GLMA | 202 | 202 | 100% | 30 | 0 | 7 |
| ME MA | 1014 | 588 | 58% | 41 | 5 | 6 |
| MA MA | 1677 | 807 | 48% | 59 | 0 | 19 |
| NYMC | 1832 | 1207 | 66% | 61 | 5 | 14 |
| TAMMA | 693 | 502 | 72% | 40 | 1 | 5 |
| TOTAL | 6468 | 3920 | 61% | 278 | 11 | 61 |
| USMMA | 904 | 904 | 100% | N/A | N/A | N/A |
| TOTAL | 7372 | 4824 | 65% | N/A | N/A | N/A |

***Notes:**
All sections excluding the three highlighted columns are as reported by the Institution.

MARITIME ADMINISTRATION
 OFFICE OF MARITIME EDUCATION AND TRAINING
 FISCAL YEAR 2024 PUBLICATION OF INFORMATION ABOUT STUDENTS AND RECENT GRADUATES OF MARITIME ACADEMIES

ACADEMIC YEAR 2016-17 US MARITIME ACADEMY GRADUATES
 TOTALS



AY 2016-17 US MARITIME ACADEMY UNLIMITED
 LICENSED GRADUATES

