



MARITIME ADMINISTRATION

56 Ships of the National Defense Reserve Fleet

READY RESERVE FORCE

Roll-on / Roll-off Ships (27)



Length – 694 Feet, Beam – 92 Feet,
Displacement – 26,537 Tons, Deadweight – 13,376 Tons
Militarily Useful Capacity – 141,843 sq ft
GTS ADM WILLIAM CALLAGHAN



Length – 696 Feet, Beam – 106 Feet,
Displacement – 44,466 Tons, Deadweight – 28,748 Tons
Militarily Useful Capacity – 106,941 sq ft / 717 TEU
CAPE K
MV CAPE KENNEDY
MV CAPE KNOX



Length – 680 Feet, Beam – 97 Feet,
Displacement – 34,617 Tons, Deadweight – 21,397 Tons
Militarily Useful Capacity – 130,229 sq ft / 378 TEU
CAPE D
MV CAPE DECISION
MV CAPE DIAMOND
MV CAPE DOMINGO
MV CAPE DOUGLAS
MV CAPE DUCATO



Length – 635 Feet, Beam – 92 Feet,
Displacement – 32,799 Tons, Deadweight – 20,640 Tons
Militarily Useful Capacity – 91,952 sq ft / 302 TEU
CAPE O
MV CAPE ORLANDO




Length – 653 Feet, Beam – 94 Feet,
Displacement – 32,516 Tons, Deadweight – 19,983 Tons
Militarily Useful Capacity – 126,019 sq ft / 446 TEU
CAPE E
MV CAPE EDMONT



Length – 648 Feet, Beam – 106 Feet,
Displacement – 35,369 Tons, Deadweight – 22,830 Tons
Militarily Useful Capacity – 176,313 sq ft
CAPE R
MV CAPE RACE
MV CAPE RAY
MV CAPE RISE



Length – 750 Feet, Beam – 106 Feet,
Displacement – 51,829 Tons, Deadweight – 31,929 Tons
Militarily Useful Capacity – 169,628 sq ft / 679 TEU
CAPE H
MV CAPE HENRY
MV CAPE HORN
MV CAPE HUDSON



Length – 634 Feet, Beam – 89 Feet,
Displacement – 24,555 Tons, Deadweight – 46,868 Tons
Militarily Useful Capacity – 82,854 sq ft / 348 TEU
CAPE T
MV CAPE TAYLOR
MV CAPE TEXAS
MV CAPE TRINITY



Length – 685 Feet, Beam – 102 Feet,
Displacement – 36,027 Tons, Deadweight – 19,955 Tons
Militarily Useful Capacity – 119,019 sq ft / 345 TEU
CAPE I
SS CAPE INSCRIPTION
SS CAPE INTREPID
SS CAPE ISABEL
SS CAPE ISLAND



Length – 632 Feet, Beam – 87 Feet,
Displacement – 30,644 Tons, Deadweight – 20,063 Tons
Militarily Useful Capacity – 131,265 sq ft
CAPE V
MV CAPE VICTORY
MV CAPE VINCENT

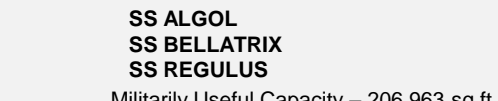


Length – 697 Feet, Beam – 106 Feet,
Displacement – 53,500 Tons, Deadweight – 33,185 Tons
Militarily Useful Capacity – 295,958 sq ft
CAPE W
MV CAPE WASHINGTON
MV CAPE WRATH

Fast Sealift Ships (8)



Length – 946 Feet, Beam – 106 Feet,
Displacement – 54,895 Tons, Deadweight – 26,416 Tons
Militarily Useful Capacity – 199,362 sq ft
SS ALTAIR
SS ANTARES
SS POLLUX
Militarily Useful Capacity – 203,000 sq ft



SS ALGOL
SS BELLATRIX
SS REGULUS
Militarily Useful Capacity – 206,963 sq ft

SS CAPELLA
SS DENEbola

Auxiliary Crane Ships (6)



Length – 669 Feet, Beam – 76 Feet,
Displacement – 31,500 Tons, Deadweight – 16,175 Tons
Militarily Useful Capacity – 17,013 sq ft / 480 ammo TEUs;
605 non-ammo TEU's
T-ACS 1 - SS KEYSTONE STATE
T-ACS 2 - SS GEM STATE
T-ACS 3 - SS GRAND CANYON STATE



Length – 610 Feet, Beam – 78 Feet,
Displacement – 26,670 Tons, Deadweight – 12,911 Tons
Militarily Useful Capacity – 20,413 sq ft / 519 ammo TEUs;
711 non-ammo TEU's
T-ACS 4 - SS GOPHER STATE
T-ACS 5 - SS FLICKERTAIL STATE
T-ACS 6 - SS CORNHUSKER STATE

Aviation Maintenance Ships (2)




Length – 602 Feet, Beam – 90 Feet,
Displacement – 27,980 Tons, Deadweight – 15,694 Tons
T-AVB 3 - SS WRIGHT
T-AVB 4 - SS CURTISS

Heavy-Lift Ships (2)



Length – 876 Feet, Beam – 106 Feet,
Displacement – 57,290 Tons, Deadweight – 38,410 Tons
Militarily Useful Capacity – 117,786 sq ft (Barges)
CAPE M
SS CAPE MAY
SS CAPE MOHICAN



The Red, White and Blue Stacks

OPDS Tanker (1)



Length – 736 Feet, Beam – 102 Feet,
Displacement – 62,000 Tons, Deadweight – 49,500 Tons
OPDS 4 - SS PETERSBURG

SPECIAL MISSION

Missile Range Instrumentation Ships (2)



Length – 393 Feet, Beam – 54 Feet,
Displacement – 5,207 Tons, Deadweight – 1,315 Tons
MV PACIFIC COLLECTOR



Length – 666 Feet, Beam – 75 Feet,
Displacement – 27,898 Tons, Deadweight – 11,758 Tons
SS PACIFIC TRACKER

Training Ships (8)




Length – 565 Feet, Beam – 76 Feet,
Displacement – 22,993 Tons, Deadweight – 14,620 Tons
TS EMPIRE STATE



Length – 540 Feet, Beam – 79 Feet,
Displacement – 22,191 Tons, Deadweight – 14,897 Tons
TS KENNEDY



Length – 500 Feet, Beam – 72 Feet,
Displacement – 22,792 Tons, Deadweight – 13,499 Tons
TS GOLDEN BEAR
TS STATE OF MAINE



Length – 226 Feet, Beam – 43 Feet,
Displacement – 2,298 Tons, Deadweight – 910 Tons
TS STATE OF MICHIGAN



Length – 224 Feet, Beam – 43 Feet,
Displacement – 2,285 Tons, Deadweight – 2,280 Tons
T/V GENERAL RUDDER



Length – 176 Feet, Beam – 37 Feet,
Displacement – 1,052 Tons, Deadweight – 592 Tons
T/V KINGS POINTER

